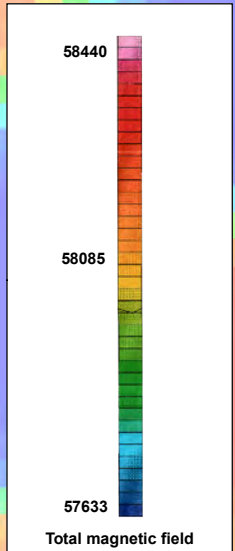
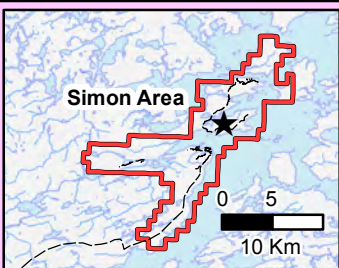


376 200

376 300



5 897 600

5 897 600

5 897 500

5 897 500

SI-19-02
2.34 g/t Au / 15.25m
Incl. 14.2 g/t Au / 2.0m

SI-19-03
5.05 g/t Au / 5.06m

SI-19-01
3.68 g/t Au / 2.07m

SI-19-02; SI-19-03
SI-19-01

SI-19-04
4.66 g/t Au / 3.5m
2.19 g/t Au / 1.45m

T - 0.8 g/t Au / 1m

T - 20.8 g/t Au / 1m

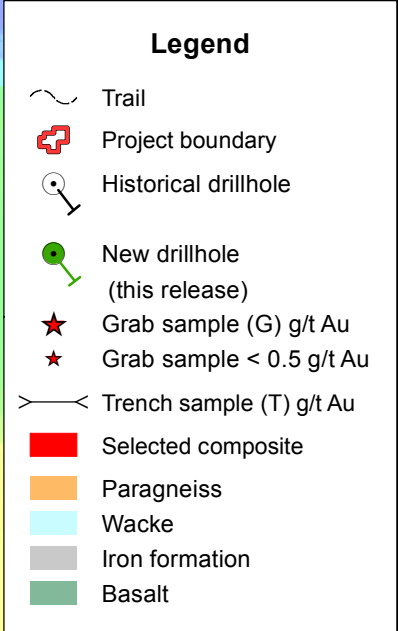

G - 45.9 g/t Au

T - 17.45 g/t Au / 1m

SI-19-04

SI-19-05

UTM NAD 83 Zone 18
Figure 2
April 23, 2019 press release



376 200

376 300